

SPORT FIT BOWIE

A Health Club Like No Other

Sport Fit Bowie Mobile App

Getting Started - Member



Sport Fit Bowie Mobile App

- We are excited to offer you the Sport Fit Bowie Mobile App – this will be an ever evolving project to help improve our Member Experience
- This part of our User Guide will take you step by step in setting up the Sport Fit Bowie Mobile
- When completed, this app will provide you with a one-stop location to manage your Sport Fit Membership as well as making bookings for tennis courts, and all Sport Fit related programs and classes – for Members and Non-Members
- Our Users should also download our Tennis User Guide,
- As we add additional features that will incorporate a wide range of kid's and adult programs, we'll create additional User Guides for all of our programs.

Sport Fit Bowie Mobile App Set Up

- There are **two parts of the process** in setting up the app for Sport Fit Members. **The first part** involves setting up the Sport Fit Bowie app which is what you will use for making tennis related bookings as well as managing your Sport Fit membership account. We are in the process of adding many more features to the app.
- **The second part** of the process is connecting the app to the Sport Fit member database. This second part is called MyiClub and you only have to do this once. This verifies your membership status and provides the link between the club and the app to make payments using the credit card you have on file.
- TIP: You can click on the MyiClub link in the app at any time, and change your credit card, download membership documents, and much more as detailed later in this guide.

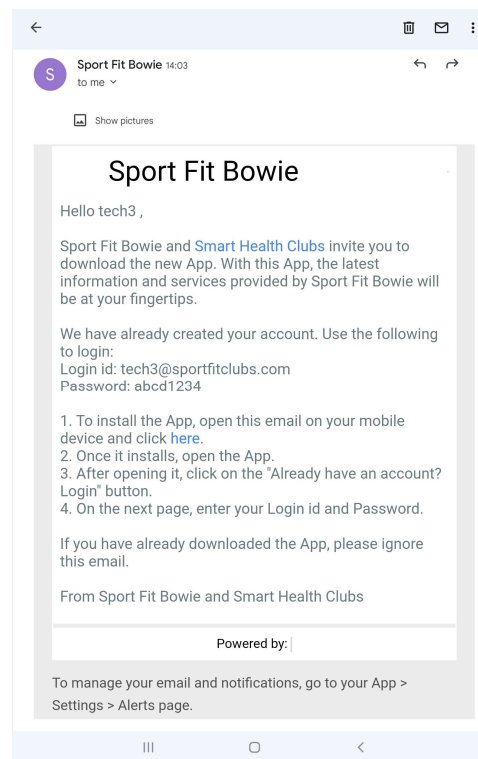
Sport Fit Bowie Mobile App

- Current Sport Fit Bowie members who have an active email address on file will have your accounts automatically set up in the app. **You must wait for that email to complete setting up your Member account. If you don't receive that account creation email, send us a message to app.support@sportfitclubs.com and we'll create one.**
- Non-Members will be able to download the app and create a user account, which will detailed in our Non-Member Mobile App Guide.

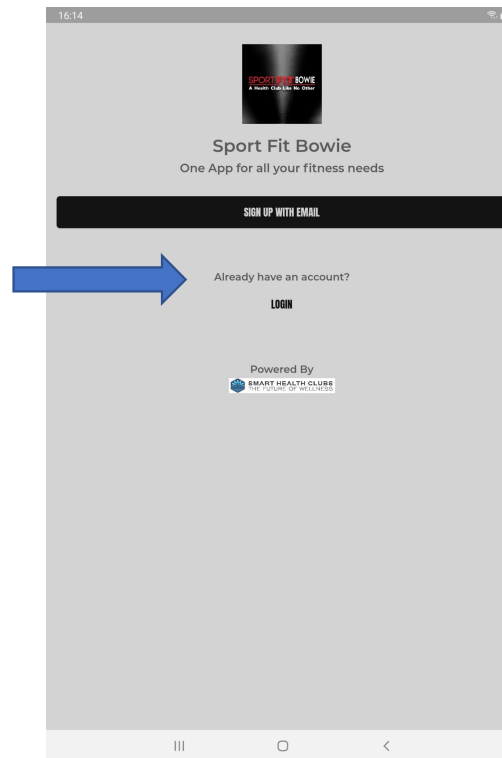
You can download the Sport Fit Bowie App by clicking the link in the welcome email, or by Scanning this QR Code:



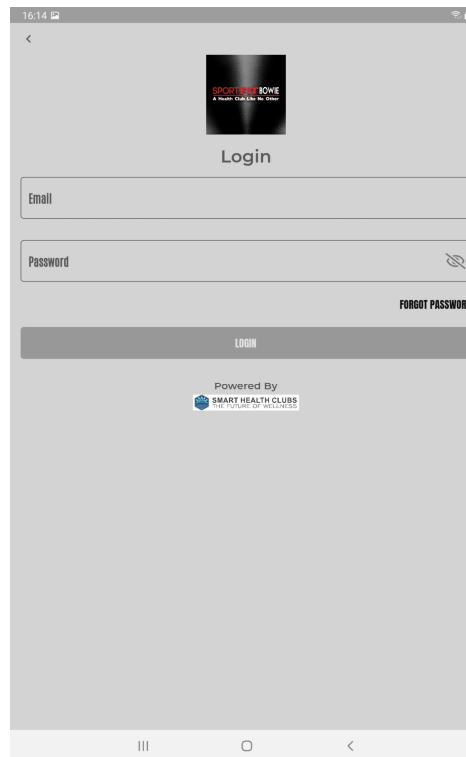
Once your Sport Fit Bowie app is set up, you'll receive an email that looks like this:



Logging Into The App For The First Time
As a member, you already have an account so click on Login under
“Already have an account? Login”



This will take you to the login page where you will enter your email address and the temporary password abcd1234



The image shows a mobile application login screen. At the top, the status bar displays the time 16:14 and battery level. Below the status bar is a back arrow. The app's logo, "SPORTS BOWE", is centered, with the tagline "A Health Club Like No Other" underneath. The word "Login" is displayed below the logo. There are two input fields: "Email" and "Password". The "Password" field has a toggle icon on the right. Below the "Password" field is a link that says "FORGOT PASSWORD". A large, dark "LOGIN" button is positioned below the input fields. At the bottom of the screen, there is a "Powered By" section with the "SMART HEALTH CLUBS" logo and the text "BY THE TEAM OF HEALTHCARE". The bottom of the screen features a standard Android navigation bar with three icons: a square, a circle, and a triangle.

16:14

<

SPORTS BOWE
A Health Club Like No Other

Login

Email

Password


FORGOT PASSWORD

LOGIN

Powered By
SMART HEALTH CLUBS
BY THE TEAM OF HEALTHCARE

III □ <

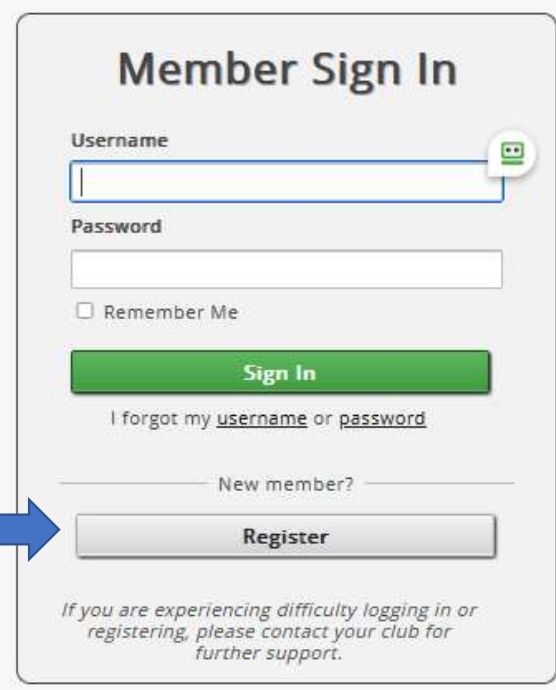
Once you are logged in, you will be taken to the Club Page – these next steps may seem like a lot, but you'll only have to do it once!



The first thing you should do on this page is to register for MyiClub – this will be used to validate your member type and allow you to make bookings - Click on the MyiClub Icon near the top of the screen:



This will take you to the MyiClub Member Sign in Page. Next you need to register for MyiClub so click on Register:



The image shows a 'Member Sign In' form with the following elements:

- Member Sign In** (Section Header)
- Username** label above a text input field. A small green speech bubble icon is to the right of the field.
- Password** label above a text input field.
- ☐ Remember Me
- Sign In** (Green button)
- [I forgot my username or password](#)
- New member? —
- Register** (Grey button)
- If you are experiencing difficulty logging in or registering, please contact your club for further support.*

A blue arrow points to the **Register** button.

This will take you to the MyiClub Registration Page – if you know your Agreement #, you can enter it and continue to register:

13:11

https://sfc.smarthealthcl... x MYiClubOnline x +

myiclubonline.com/club/members/sigr ☆

MYiCLUBonline

Sign In Help

Register

1 Link Agreement 2 Create Account 3 Complete

Agreement Number

Business Agreement Number

First Name

Last Name

Zip/Postal Code

[Continue](#)

Your privacy is important to us.
We do not rent or sell your personal information to third parties. To learn more, read our [privacy policy](#).

[Terms & Conditions](#) | [Privacy Policy](#) | [Online Security](#)
©2009-2022 Powered by [ABC Fitness Solutions](#)

If you don't know your Agreement Number, Click on Retrieve Agreement Number:

The image shows a 'Register' form with a progress bar at the top. The progress bar has three steps: 1. Link Agreement, 2. Create Account, and 3. Complete. The first two steps are marked with numbers 1 and 2, while the third step is marked with a checkmark. Below the progress bar, there are two input fields. The first input field is labeled 'Agreement Number' and is highlighted with a yellow background. The second input field is labeled 'First Name' and is also highlighted with a yellow background. The label 'Retrieve Agreement Number' is positioned above the second input field.

Register

1 — 2 — ✓

Link Agreement Create Account Complete

Agreement Number

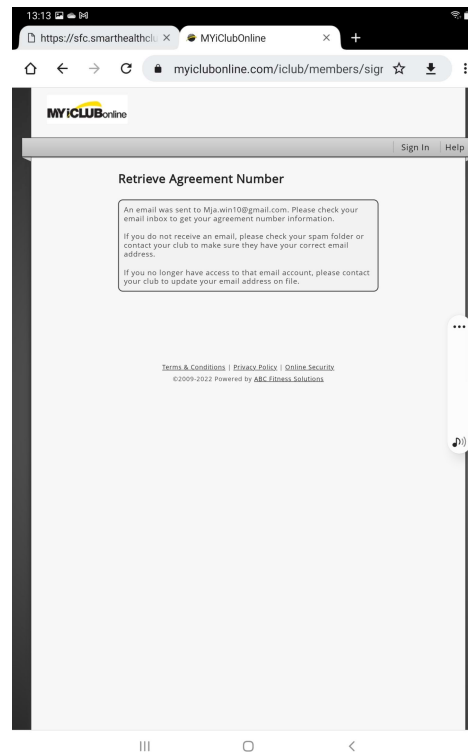
Retrieve Agreement Number

First Name

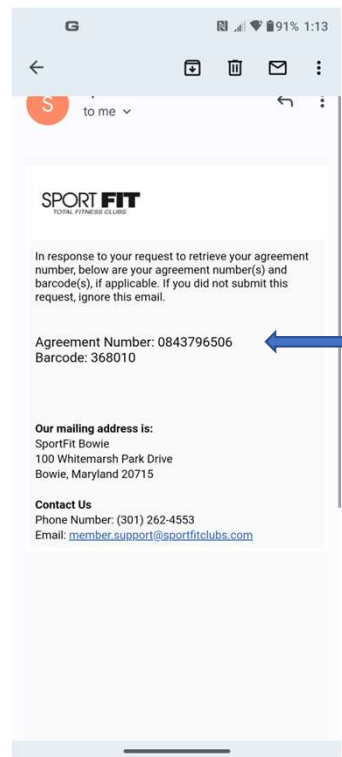
Enter your email address - You Must Enter the Same Email Address that Sport Fit Bowie has on file for you – If you're not sure, please call the Front Desk at 301-262-4553 to confirm.

The screenshot shows a mobile browser interface for the MYiCLUBonline website. The address bar displays the URL <https://sfc.smarthealthcl...> and the page title is MYiCLUBonline. The main heading is "Retrieve Agreement Number" with a subtext: "Enter your email address below and click the 'Submit' button. We will send your agreement number to you." Below this, there is a text input field containing "TestEmail@example.com". To the right of the input field is a CAPTCHA image showing a green checkmark and the text "I'm not a robot". Below the CAPTCHA is a green "Submit" button. At the bottom of the page, there is a footer with the text: "Terms & Conditions | Privacy Policy | Online Support ©2009-2022 Powered by ABC Fitness Solutions".

You will get the Confirmation Page next – at this point, check your email for your Agreement Number.



Once you have your Agreement Number, go back to the Registration Page and complete your MyiClub Registration:



Now that you are back on the Registration Page, enter your Agreement Number, First and Last Name and Zip Code and Click Continue:

Register

1

2

✓

Link AgreementCreate AccountComplete

Agreement Number

[Retrieve Agreement Number](#)

First Name

Last Name

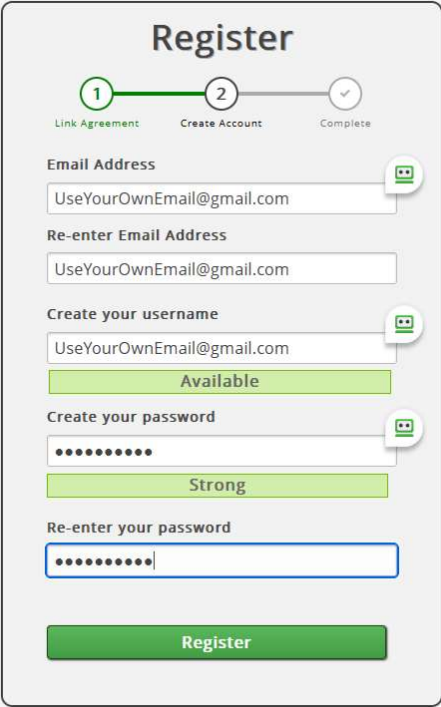
Zip/Postal Code

Continue

Your privacy is important to us

We do not rent or sell your personal information to third parties. To learn more, read our [privacy policy](#).

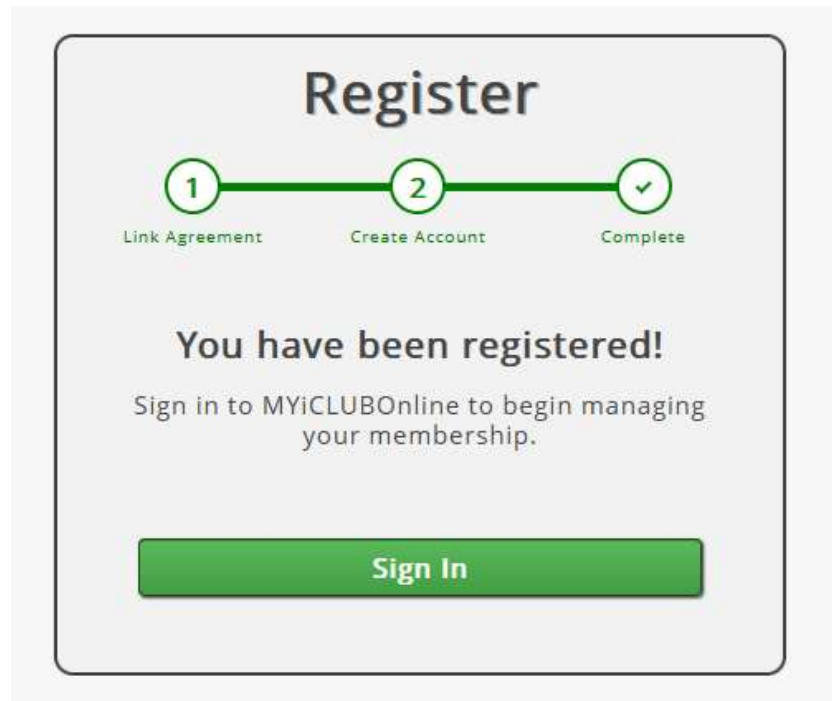
Now it's time to link your Agreement – Enter and Re-enter Your Email Address, *then use your email address as your username.* Enter and Re-enter your password and Click Register.



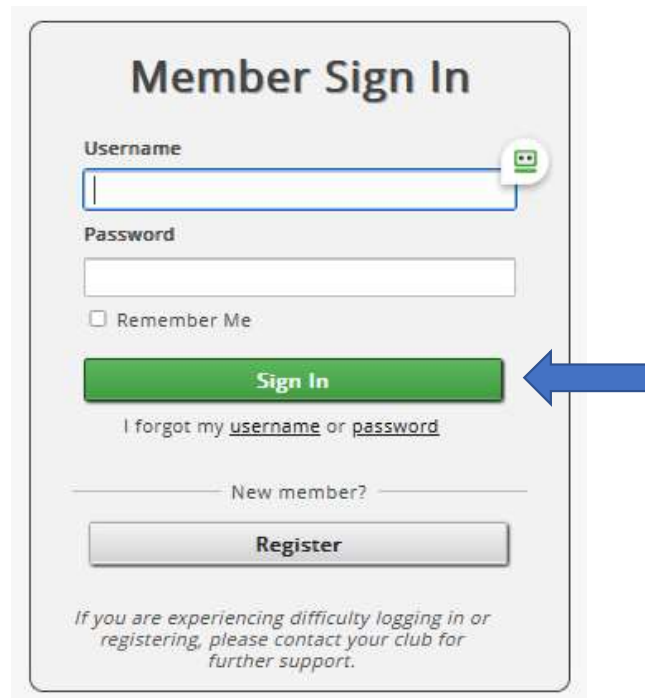
The image shows a 'Register' form with a progress bar at the top indicating three steps: 1. Link Agreement (active), 2. Create Account (current step), and 3. Complete. The form contains the following fields and feedback:

- Email Address:** Input field with 'UseYourOwnEmail@gmail.com'. Feedback: Valid (green icon).
- Re-enter Email Address:** Input field with 'UseYourOwnEmail@gmail.com'.
- Create your username:** Input field with 'UseYourOwnEmail@gmail.com'. Feedback: Available (green bar).
- Create your password:** Password input field with 8 dots. Feedback: Strong (green bar).
- Re-enter your password:** Password input field with 8 dots.
- Register:** A green button at the bottom.


You are now Registered for MyiClub!



MyiClub will allow you to manage your Sport Fit Bowie member account, so let's log in and take a look around – enter your username and password, then click Sign In:



Member Sign In

Username 

Password

☐ Remember Me

Sign In

[I forgot my username or password](#)

— New member? —

Register

If you are experiencing difficulty logging in or registering, please contact your club for further support.

A blue arrow points to the 'Sign In' button.

Once Logged in, you can Update your Personal Info:

SPORT FIT
TOTAL FITNESS CLUBS

Club - Location: [SportFit Bowie](#) Phone: (301) 262-4553

[My Activities](#) | [Classes](#) | [Shop](#) | [My Account](#) | [Sign Out](#) | [Help](#)

My Personal Info
Email, phone, address, more

My Billing Info
Payment method and dues

Make a Payment
Pay invoice

My Agreement Info
Membership details

My Payment History
Past payments & purchases

My Check-in History
Date & time of check-ins

ADMIN Mike [Update](#)

123 FAKE ST
BOWIE MD 20715

Email Address: mja.win10@gmail.com [Update](#)

Home Phone: (301) 262-4553

Mobile Phone:

Work Phone:


Emergency Contact:

Emergency Phone:

Password: ***** [Change](#)

[Cancel/Freeze Policy](#) | [Terms & Conditions](#) | [Privacy Policy](#) | [Online Security](#)
©2009-2022 Powered by [ABC Fitness Solutions](#)

Update your Billing Info:



Club - Location: [SportFit Bowie](#) Phone: (301) 262-4553

[My Activities](#) | [Classes](#) | [Shop](#) | [My Account](#) | [Sign Out](#) | [Help](#)

My Personal Info
Email, phone, address, more

My Billing Info
Payment method and dues

Make a Payment
Pay invoice

My Agreement Info
Membership details

My Payment History
Past payments & purchases

My Check-in History
Date & time of check-ins

Past Due: \$0.00

Next Payment: \$0.00

Next Payment Due: None

Stored Payment Method

ADMIN TEST

Credit Card Type: Visa [Update](#)

Credit Card ending in: 0973

Expiration Date: 07/27

[Cancel/Freeze Policy](#) | [Terms & Conditions](#) | [Privacy Policy](#) | [Online Security](#)

©2009-2022 Powered by [ABC Fitness Solutions](#)

Make a payment if due:

SPORT FIT
TOTAL FITNESS CLUBS

Club - Location: [SportFit Bowie](#) Phone: (301) 262-4553

[My Activities](#) [Classes](#) [Shop](#) [My Account](#) [Sign Out](#) [Help](#)

My Personal Info
Email, phone, address, more

My Billing Info
Payment method and dues

Make a Payment
Pay invoice


My Agreement Info
Membership details

My Payment History
Past payments & purchases

My Check-in History
Date & time of check-ins

☒ Charge my credit card ending in 0973
[Enter different payment method](#)

Payment Amount
0.00

Payment Date
Nov 23, 2022 


This is a one time payment. Your future draft date will not be changed.

Submit Payment

Past Due: \$0.00
Next Payment: \$0.00
Next Payment Due: None

[Cancel/Freeze Policy](#) | [Terms & Conditions](#) | [Privacy Policy](#) | [Online Security](#)
©2009-2022 Powered by [ABC Fitness Solutions](#)

View your Agreement Details and your Agreement Documents:



Club - Location: [SportFit Bowie](#) Phone: (301) 262-4553

[My Activities](#) | [Classes](#) | [Shop](#) | [My Account](#) | [Sign Out](#) | [Help](#)

My Personal Info
Email, phone, address, more

My Billing Info
Payment method and dues

Make a Payment
Pay invoice

My Agreement Info
Membership details

My Payment History
Past payments & purchases

My Check-in History
Date & time of check-ins

Agreement Number: 0843796506

Agreement Began: 05/08/2017

Down Payment: \$0.00


Agreement Type: Paid in full


Auto Renew: None

Membership Status: Active

Membership Type: Passport

Member Since: 12/30/2010

 **Documents**




SportFit Bowie
100 Whitmarsh Park Drive
Bowie, MD 20715
(301) 262-4553

[Cancel/Freeze Policy](#) | [Terms & Conditions](#) | [Privacy Policy](#) | [Online Security](#)

©2009-2022 Powered by [ABC Fitness Solutions](#)

View your Purchase History:

**SPORT FIT**
TOTAL FITNESS CLUBS

Club - Location: [SportFit Bowie](#) Phone: (301) 262-4553

[My Activities](#) | [Classes](#) | [Shop](#) | [My Account](#) | [Sign Out](#) | [Help](#)

My Personal Info
Email, phone, address, more

My Billing Info
Payment method and dues

Make a Payment
Pay invoice

My Agreement Info
Membership details

My Payment History
Past payments & purchases

My Check-in History
Date & time of check-ins

Purchase History

09/24/2022 to 11/23/2022 [Show](#)


Date	Description	Location	Method	Price	Tax	Paid
11/23/2022	CT Rental Adv-1 Hr	SportFit Bowie - Bowie	Visa	\$36.00	\$0.00	\$36.00
11/22/2022	SemiPriv Ten Les-Pro-2-60-M	SportFit Bowie - Bowie	Visa	-\$54.00	\$0.00	-\$54.00
11/22/2022	SemiPriv Ten Les-Pro-2-60-M	SportFit Bowie - Bowie	Visa	\$54.00	\$0.00	\$54.00
11/15/2022	CT Rental Adv 1.5 Hr	SportFit Bowie - Bowie	Visa	-\$54.00	\$0.00	-\$54.00
11/15/2022	CT Rental Adv 1.5 Hr	SportFit Bowie - Bowie	Visa	\$54.00	\$0.00	\$54.00
11/14/2022	Tennis Les-Pro-60M-M	SportFit Bowie - Bowie	Visa	-\$100.00	\$0.00	-\$100.00
11/14/2022	1.5 hr Ad Clin-DI-M	SportFit Bowie - Bowie	Visa	-\$49.00	\$0.00	-\$49.00
11/14/2022	Ten Leag-1.5 hr-HS-M	SportFit Bowie - Bowie	Visa	-\$89.00	\$0.00	-\$89.00
11/12/2022	Tennis Les-Pro-60M-M	SportFit Bowie - Bowie	Visa	\$100.00	\$0.00	\$100.00
11/12/2022	1.5 hr Ad Clin-DI-M	SportFit Bowie - Bowie	Visa	\$49.00	\$0.00	\$49.00
11/12/2022	Ten Leag-1.5 hr-HS-M	SportFit Bowie - Bowie	Visa	\$89.00	\$0.00	\$89.00
10/20/2022	CT Rental Adv-1 Hr	SportFit Bowie - Bowie	Visa	-\$36.00	\$0.00	-\$36.00

Payment History

09/24/2022 to 11/23/2022 [Show](#)

No payment history during this date range

View your Check In History:

**SPORT FIT**
TOTAL FITNESS CLUBS

Club - Location: [SportFit Bowie](#) Phone: (301) 262-4553

[My Activities](#) | [Classes](#) | [Shop](#) | [My Account](#) | [Sign Out](#) | [Help](#)

My Personal Info
Email, phone, address, more



My Billing Info
Payment method and dues

Make a Payment
Pay invoice

My Agreement Info
Membership details

My Payment History
Past payments & purchases


My Check-in History
Date & time of check-ins

09/24/2022  to 11/23/2022  [Show](#)

Date	Time	Location	Home Club
09/24/2022	11:54am	SportFit Bowie - Bowie	X
09/30/2022	1:19pm	SportFit Bowie - Bowie	X

[Cancel/Freeze Policy](#) | [Terms & Conditions](#) | [Privacy Policy](#) | [Online Security](#)
©2009-2022 Powered by [ABC Fitness Solutions](#)

And More – Note: We don't use the My Activities, Classes, or Shop Feature in MyiClub So Please Don't Use It – it will all be handled in the Sport Fit App:



Club - Location: [SportFit Bowie](#) Phone: (301) 262-4553

[My Activities](#) | [Classes](#) | [Shop](#) | [My Account](#) | [Sign Out](#) | [Help](#)

My Personal Info
Email, phone, address, more

My Billing Info
Payment method and dues

Make a Payment
Pay invoice

My Agreement Info
Membership details

My Payment History
Past payments & purchases

My Check-in History
Date & time of check-ins

09/24/2022 to 11/23/2022 [Show](#)

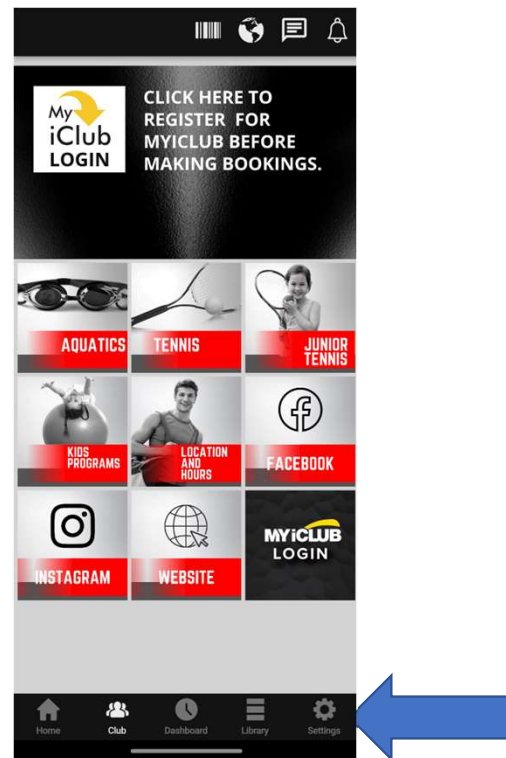
Date	Time	Location	Home Club
09/24/2022	11:54am	SportFit Bowie - Bowie	X
09/30/2022	1:19pm	SportFit Bowie - Bowie	X

[Cancel/Freeze Policy](#) | [Terms & Conditions](#) | [Privacy Policy](#) | [Online Security](#)
©2009-2022 Powered by [ABC Fitness Solutions](#)

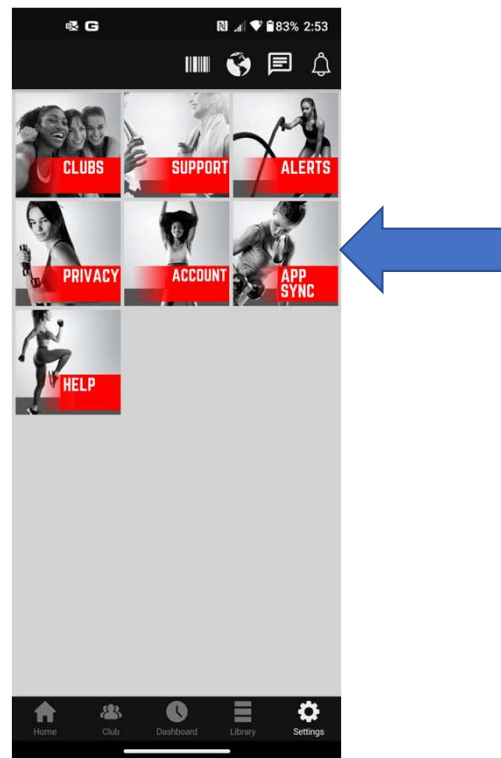
Important Payment Note

- You MUST have a credit card on file with Sport Fit in order to make bookings/purchases through the app.
- If you pay your dues by EFT, and don't have a credit card on file, stop by the Front Desk during business hours to add one. Adding a credit card for these purposes **does not change the method we bill your monthly dues.**

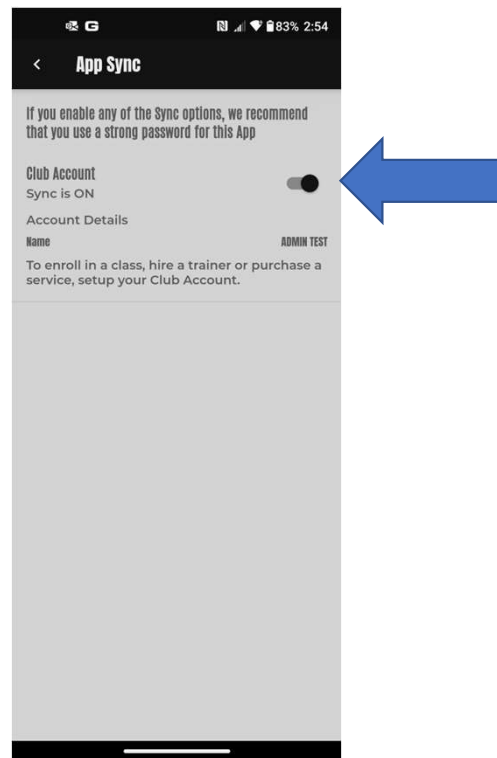
Now that you are registered in MyiClub, Go Back to the Club Page of the App and at the bottom right of the screen, click on Settings (the gear icon):




On the Settings Page, Click on App Sync:



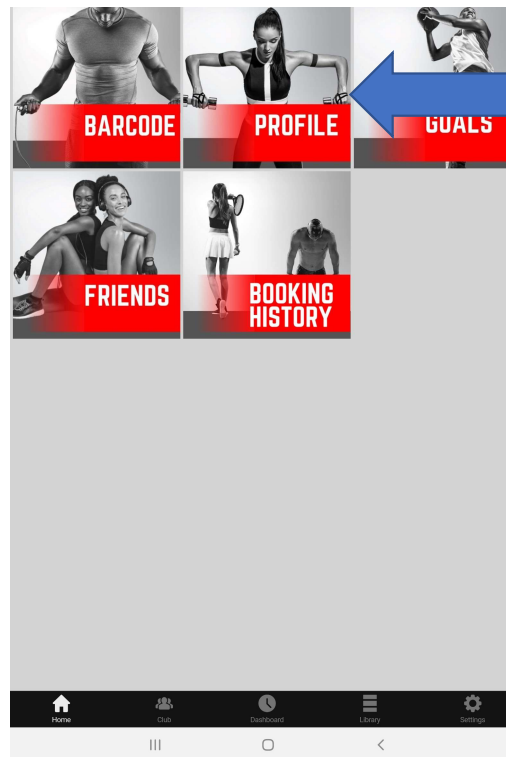
On the App Sync Page, move the slider to the right and the App is synced to your Sport Fit account. This must be done to allow you to use the app and receive the member benefits!



Click the back arrow at the top left of the screen and you'll be taken back to the Settings page – on the settings page, click the Home Icon on the bottom left of the app:



We're almost done, I promise! - Among that many exciting things this app will let you do is to expand your social network of like minded fitness enthusiasts. We also provide a method for booking your children. – We do this by setting up your profile, so Click Profile on this page:



You will be on the Basic Section of your Profile which should already be mostly filled out, but feel free to change anything except your barcode.

NOTE: **Make sure you enter your date of birth** so your profile can be searched for by friends, a feature that is only available to those 18+. If you have children, we strongly recommend you add your photo.



Profile Done

Main Tennis

Date of Birth
01-01-1980

Gender*
Male

mja.win10@gmail.com

Nick Name*
Admin

First Name
Admin

Last Name
Mike

Barcode
368010

Country
+1

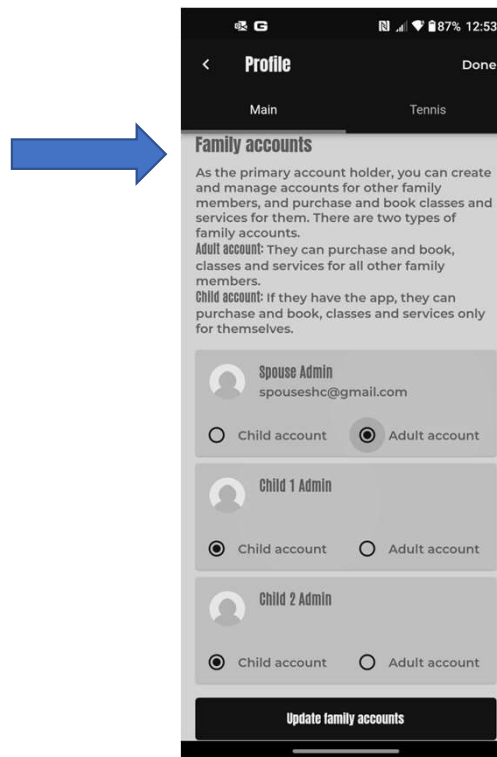
Phone Number
(301) 262-4553

Member YES

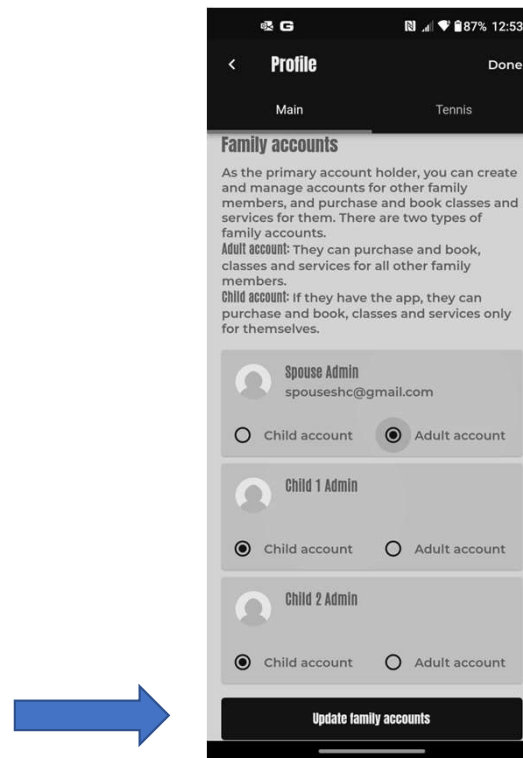
Family accounts

As the primary account holder, you can create and manage accounts for other family members, and purchase and book classes and services for them. There are two types of

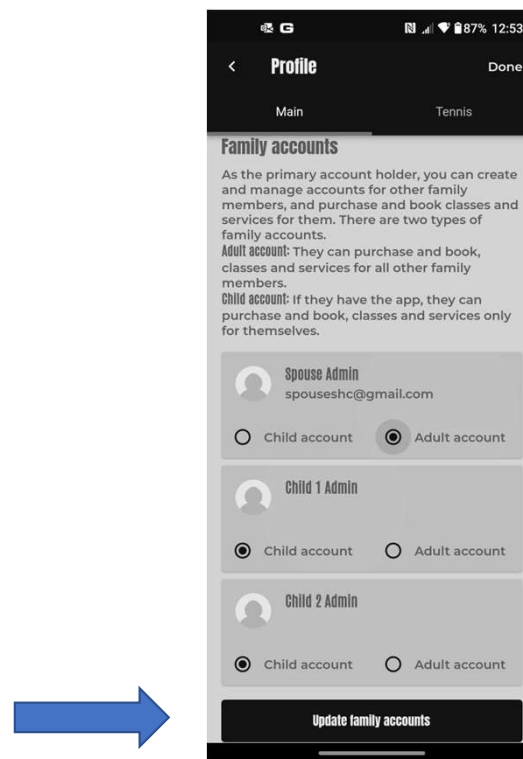
If you have Family Members, you can add them to your App account for booking into appropriate classes (Kid's Tennis, Swim Lessons, Summer Camps, etc.) A spouse can also set up an account and add their children so that either parent can make bookings for the children. Scroll down to the bottom of the Profile > Main Page > Family Accounts



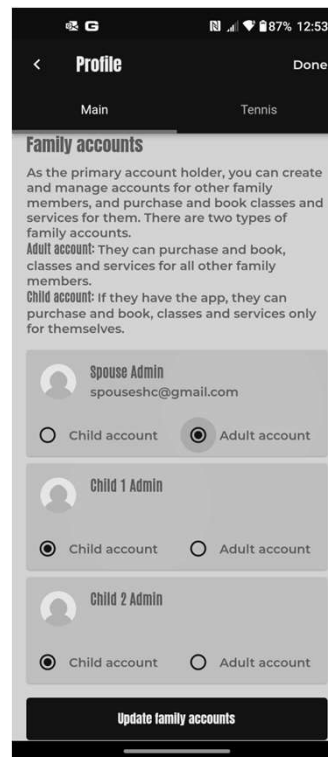
From there, you should see other family members. If you don't see a family member listed that you believe should be listed, first click on **Update Family Accounts**. If you still don't see the family member, please send an email to app.support@sportfitclubs.com



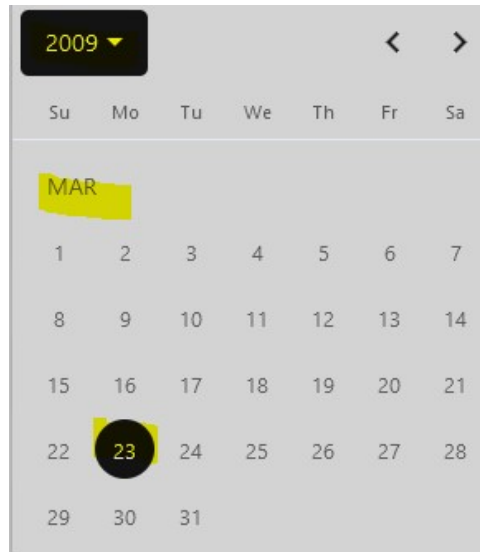
From there, you should see other family members. Select the type of account (Adult for over 18 / Child for Under 18) and Click Update Family accounts. This will link all your family members in one place.



Once you have all the family accounts linked, you'll need to provide additional information about kids, such as emergency contacts, allergies, medications, etc. When a child is registered for a program, this gives our staff the information needed to contact you immediately in the event of an emergency. Click on the child(s) name one at a time:



Fill in all the required fields. Tip: When entering the Date of Birth, click on the calendar to the right of the name, then select the birthyear from the drop down, then the month, and then the day.



Fill in all the required fields, and we strongly recommend adding your child's photo. The photo can only be seen in the app and it allows for quick identification of your child in the event of an emergency. Once you've entered all the required info, scroll to the bottom,

The screenshot shows a mobile app interface for 'Child 2 Admin'. At the top, there's a status bar with signal, battery (77%), and time (11:01). Below the title bar, the form is titled 'Child account' and includes two mandatory field notices: '* Please fill mandatory fields' and '* Please fill mandatory fields'. The form fields are: 'Date of Birth' (03-23-2009), 'Gender*' (Male), 'Email', 'Nick Name' (Child 2), 'First Name*' (Child 2), 'Last Name*' (Admin), 'School Name*', 'Allergies/Medication*', and 'Participation Limitation or Restrictions*'. A 'DONE' button is at the bottom. A placeholder for a child's photo is visible next to the Gender field.

Child account

* Please fill mandatory fields

* Please fill mandatory fields

Date of Birth
03-23-2009

Gender*
Male

Email

Nick Name
Child 2

First Name*
Child 2

Last Name*
Admin

School Name*

Allergies/Medication*

Participation Limitation or Restrictions*

DONE

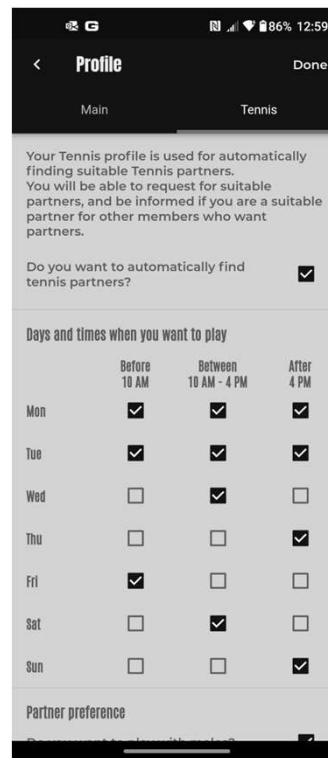
And click Done.

The screenshot shows a mobile application interface for 'Child 2 Admin'. The form contains the following fields and values:

- Apartment/Suite: (empty)
- City*: Bowie
- State*: Maryland
- Country*: USA
- ZIP*: 20715
- Emergency Contact:
 - Name*: Admin Mike
 - Country*: +1
 - Phone Number*: (321) 456-7890
- Barcode: 212253
- Country: +1
- Phone Number: 3011234567

A blue arrow points to the 'DONE' button at the bottom of the form.

The app is designed to incorporate more social interaction and to use technology to expand your tennis life. If you are a Tennis player, Click on Tennis at the top of the Profile Page, then fill in your preferences – be sure to scroll all the way down! This will help you find new players to play with. Once you have completed it, Click Done at the Top Right of the App.



Profile Done

Main Tennis

Your Tennis profile is used for automatically finding suitable Tennis partners. You will be able to request for suitable partners, and be informed if you are a suitable partner for other members who want partners.

Do you want to automatically find tennis partners? ☒

Days and times when you want to play

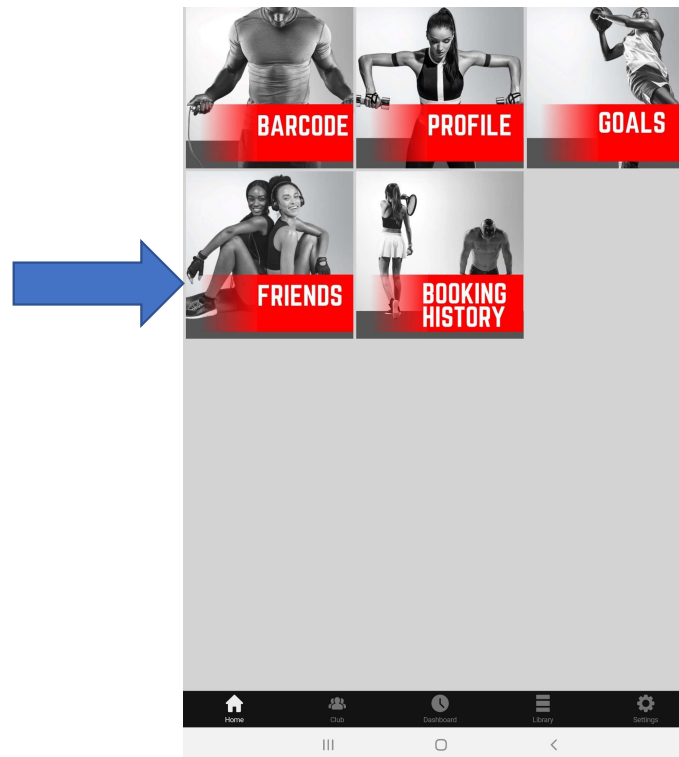
	Before 10 AM	Between 10 AM - 4 PM	After 4 PM
Mon	<input checked="" type="checkbox"/>	<input checked="" type="checkbox"/>	<input checked="" type="checkbox"/>
Tue	<input checked="" type="checkbox"/>	<input checked="" type="checkbox"/>	<input checked="" type="checkbox"/>
Wed	<input type="checkbox"/>	<input checked="" type="checkbox"/>	<input type="checkbox"/>
Thu	<input type="checkbox"/>	<input type="checkbox"/>	<input checked="" type="checkbox"/>
Fri	<input checked="" type="checkbox"/>	<input type="checkbox"/>	<input type="checkbox"/>
Sat	<input type="checkbox"/>	<input checked="" type="checkbox"/>	<input type="checkbox"/>
Sun	<input type="checkbox"/>	<input type="checkbox"/>	<input checked="" type="checkbox"/>

Partner preference


☒



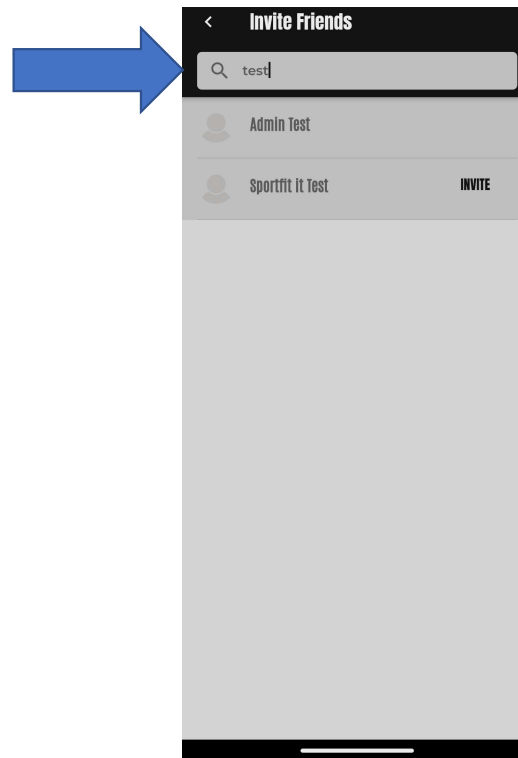
Next, let's go back to the Home Screen and click on "Friends" to set up your Friends list:



On the Invite Friends tab, you can invite friends by clicking on the + sign on the bottom right side of the app:




In the search bar, you can search by name, email address or barcode – when you find a friend to add, click on Invite and the friend will receive a notification. NOTE: You can only search for friends who are members of the club!




You will see in a moment why it's important to add your friends – you need them to help make Tennis bookings!

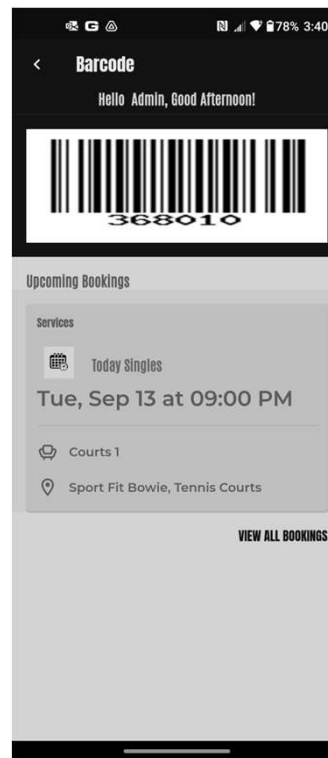
OK, that's it for the set up and you won't have to do it again!




Your Barcode will allow you to scan to check yourself into the club and view your upcoming calendar – at the top of any page, click on the Barcode Icon:



Click on the Barcode Icon to see your Club Barcode. You will also be able to view and cancel upcoming bookings – cancellations can be made up to 24 hours prior to the booking to prevent a charge – less than 24 hours will require the charge to be made:




In Review:
At the top of every page in the Mobile app, there is an icon for your
barcode:



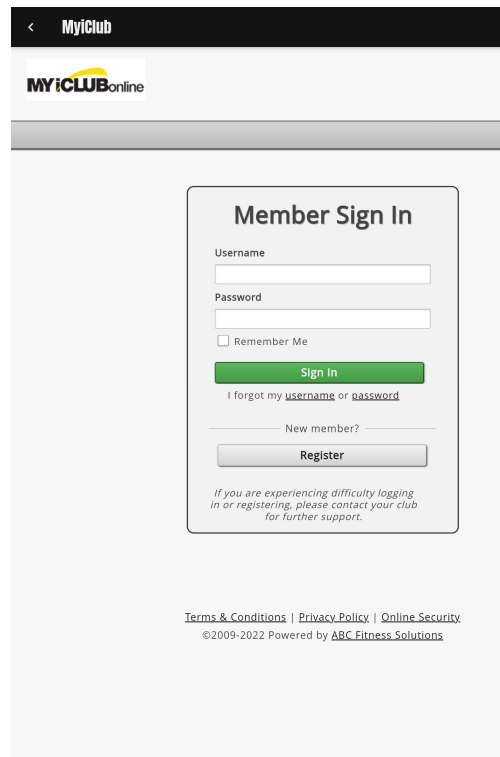
Good News! There are now bar code scanners at both Front Desks, and you can scan the barcode in the app to check yourself into the club! Of course, you can always give your name to the Front Desk Staff like you always have.



Need Help with your Sport Fit Membership Account? From the Club page, click on the MyiClub icon to manage your Sport Fit Account:



You should have already for MyiClub, so login in here (you can click Forgot username or password if needed):



The image shows a mobile application interface for MyiClub. At the top, there is a black header with a back arrow and the text "MyiClub". Below this is a white banner with the "MYiCLUBonline" logo. The main content area is light gray and contains a "Member Sign In" form. The form has two input fields for "Username" and "Password", a "Remember Me" checkbox, a green "Sign In" button, and a link for "I forgot my username or password". Below the form is a "New member?" section with a "Register" button. At the bottom, there is a footer with links for "Terms & Conditions", "Privacy Policy", and "Online Security", followed by the copyright notice "©2009-2022 Powered by ABC Fitness Solutions".

< MyiClub

MYiCLUBonline

Member Sign In

Username

Password

☐ Remember Me

[Sign In](#)

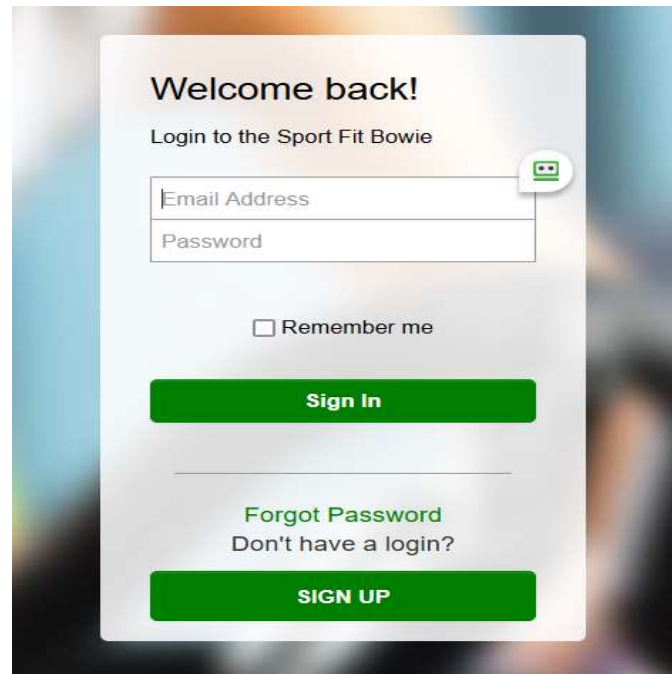
[I forgot my username or password](#)

New member?
[Register](#)

If you are experiencing difficulty logging in or registering, please contact your club for further support.

[Terms & Conditions](#) | [Privacy Policy](#) | [Online Security](#)
©2009-2022 Powered by [ABC Fitness Solutions](#)

As an adjunct to our Mobile App, we also offer a Web App that has limited capabilities
– Refer to our Web App User Guide for full details.
Go to and Bookmark MySportFit.com. From here you can go to the web app or
download our User Guides



The image shows a login and sign-up form for 'Sport Fit Bowie'. The form is centered on a blurred background. It features a 'Welcome back!' heading, followed by the instruction 'Login to the Sport Fit Bowie'. There are two input fields: 'Email Address' and 'Password'. A small green chat icon is positioned to the right of the email field. Below the password field is a checkbox labeled 'Remember me'. A green 'Sign In' button is located below the checkbox. A horizontal line separates the login section from the sign-up section. Below the line, there is a link for 'Forgot Password' and the text 'Don't have a login?'. At the bottom, there is a green 'SIGN UP' button.

Welcome back!

Login to the Sport Fit Bowie

Email Address

Password

☐ Remember me

Sign In

[Forgot Password](#)
Don't have a login?

SIGN UP

If You Need Any Assistance In the Web App

- Call the Front Desk at 301-262-4553
- Send us an email to app.support@sportfitclubs.com
- Let us know what you think of the Sport Fit Bowie App and feel free to recommend anything that might help the app serve you better!
- Updates to this User Guide will be sent you as updates are issued.